



## Effect of media amendments on *in vivo* root and shoot organogenesis of stevia (*Stevia rebaudiana* L.)

Abdul Basit<sup>1\*</sup>, Inayat Ullah<sup>2</sup>, Syed Tanveer Shah<sup>1</sup>, Izhar Ullah<sup>1</sup>, Noor Alam<sup>3</sup>, Syed Abdul Qadir Gilani<sup>1</sup>

<sup>1</sup>Department of Horticulture, The University of Agriculture, Peshawar, Pakistan

<sup>2</sup>Department of Agriculture Mechanization, The University of Agriculture, Peshawar, Pakistan

<sup>3</sup>Directorate of Floriculture, NARC Islamabad, Pakistan

**Key words:** *Stevia rebaudiana*, Organogenesis, Indole Butyric Acid, *In vivo*, Media Amendments.

<http://dx.doi.org/10.12692/ijb/14.4.55-63>

Article published on April 15, 2019

### Abstract

*Stevia*, also known as sugar leaf or sweet weed, a highly valuable and medicinal plant domesticated recently in many countries of the world. Propagation of *stevia* usually by stem cuttings root easily, but require high labor inputs. Poor seed germination is one of the factors limiting large-scale cultivation. Therefore, an experimental study was carried out with objective to evaluate performance of nodal cutting of *stevia* under different media amendments ( $T_0$  = Garden Soil,  $T_1$  = IBA + Soil,  $T_2$  = FYM + soil (1:1),  $T_3$  = Leaf mold + soil (1:1). Randomized Complete Block Design (RCBD) with factorial arrangements having 4 treatments replicated 4 times were used during experimentation. Data analysis showed that highest value of survival percentage (91.75 %), plant height (36.18cm), number of branches (3.00), number of leaves (42.50), stem diameter (5.38mm), number of inflorescence (9.50), root length (10.00cm), fresh root weight (5.23g) and dry root weight (0.96g) were recorded in treatment  $T_1$  (IBA+Soil). Whereas maximum number of days to spike emergence were taken by  $T_0$  (47.00). It was concluded from the research findings that indole butyric acid (IBA) of 150ppm could be used as an alternative for enhancing the growth attributes of *stevia* under the agro-climatic conditions of National Agricultural Research Centre Islamabad.

\* Corresponding Author: Abdul Basit ✉ [izharhorticons361@aup.edu.pk](mailto:izharhorticons361@aup.edu.pk)

## Introduction

*Stevia rebaudiana* L. belongs to family Asteraceae is a non-caloric natural-source alternative to artificially produced sugar substitutes. These compounds easily pass through the digestive process without chemically breaking down, making stevia safe for those who need to control their blood sugar level (Strauss 1995). Shock (1982) reported that stevia contains eight glucoside compounds, each featuring a three-carbon-ring central structure. Stevioside is the most abundant glucoside produced. An extract of one or more of these compounds may be up to 300 times sweeter than sugar (Duke 1993). *Stevia rebaudiana* (Bert) Bertoni is generally a perennial herb which is also called "sweet weed, sweet leaf, sweet herb, and honey leaf". It is frost susceptible hence its growth stops during winter season (Megeji *et al.*, 2005).

*Stevia* plant develops up to the height of 60-70 cm approximately. It has a wide root system along with delicate stems consist of small elongated leaves. It grows well at altitudes of 200-500 meters above sea level, where mean temperature is 23°C (73.4°F) and annual rainfall ranges from 1500-1800 mm (Savita *et al.*, 2004). Discovering in the South American wild area, it could be found growing in semi-arid habitation ranges from savannah to bush forest and highland environment. Where it is grown and cultivated in fertile soil certainly. As *stevia* plant get matured it grows up from 65 to 180cm. Being a short day plant it starts flowering in January-March in the southern high altitudes. Its flowers are normally white in color consisting a light purple throat. These are mini in size where its arrangement is like small corymbs (Goettemoeller and Ching, 1999; Singh and Rao, 2005). The most suitable soil is sandy soil, needing a sunny position not much colder. The appropriate accepted climate required is semi-humid subtropical where temperature excesses from 21 to 43°C and average should be 24°C (Huxley, 1992).

The introduction of *stevia* sugar obtained from *stevia* plant leaves has brought a change in world of sweetness in near past. That consists compounds which are 250 to 300 times sweeter than common table sugar. (Singh and Rao, 2005). *Stevia*

*rebaudiana* has the highest sweetness levels among all the varieties (Carakostas *et al.*, 2008). This plant is presently under study as an alternate field crop for the southern United States. Field corn (maize) and Sugar cane has currently covered a huge space of the sweetener market. It is usually grown for the purpose to obtain stevioside (a sweet compound) which is about 300 times sweeter than common sugar (Kumar and Singh, 2012). Stevioside compounds are stable to heat and pH, and hence cannot be fermented. *Stevia rebaudiana* (Bertoni) among one of the 154 members of the genus *Stevia* Cav., the only one member of the genus that has sweet Steviol glycosides (Brandle *et al.*, 1998). The dry product obtained from the *stevia* leaves contains different compounds like amino acids, oligosaccharides, flavonoids, alkaloids, xanthophyll, chlorophylls, free sugars, lipids and trace elements (Goettemoeller and Ching, 1999).

Propagation of *stevia* is usually by stem cuttings which root easily, but require high labor inputs. Poor seed germination is one of the factors limiting large-scale cultivation. Shock (1982); Duke (1993); Carneiro (1997) all mention poor production of viable seeds. Seeds of *Stevia rebaudiana* L. are very small in size and the germination percentage is much low i.e. <10% (Sivaram and Mukundan, 2003). Propagation is a special concern for northern growers who must grow *stevia* as an annual. Apart from these limitations many research studies also showed that seed germination is not an appropriate method for vigorous biomass and for the production of sweet glycosides content. Homogeneous populations cannot be obtained through seed propagation, because it results a great variability in its significant features like sugar levels and its structure (Tamura *et al.*, 1984). Germination success of *Stevia* plant, normally grown from seed is very low; sometimes it germinates only up to 10% (Sakaguchi and Kan, 1982).

Due to its commercial value, high demand and medicinal both in local and international market it gives higher profits and employment opportunities to farm families. Also, this crop is adapted over a wide-ranging climatic conditions. (Qui *et al.*,

2000). Environmental conditions normally provided in the nursery i.e. light, temperature and humidity play a key role in growth success, rooting and development of cuttings propagated (Hofferma, 1979). Best propagation methods (Sakaguchi and Kan, 1982) for stevia plants which are proven to be successful are cuttings or tissue culture technique. Due to the above-mentioned difficulties, cutting may be a suitable method for stevia propagation and conservation. Therefore an experiment was conducted to check the effect of different media amendment on rooting and other growth attributes of stevia in invivo condition.

## Materials and methods

### Site selection

The research was laid out at Directorate of Floriculture, National Agricultural Research Center Islamabad located at latitude of 33.6701° N and longitude of 73.1261° E (Basit *et al.*, 2018).

### Soil characteristics of experimental site

Soil samples from the upper and lower surface were taken randomly before the cuttings transplantation and analyzed at Department of Soil and Environmental Sciences, The University of Agriculture Peshawar. The studied physio-chemical properties of soil samples are presented in the given table.

### Plant materials and treatments

Randomized Complete Block Design (RCBD) with factorial arrangements was used during experimentation and each treatment were replicated four times. Experimental treatments comprised of following combinations of different growing media i.e. T<sub>0</sub> = Soil, T<sub>1</sub> = IBA + soil, T<sub>2</sub> = FYM + soil (1:1), T<sub>3</sub> = Leaf mold + soil (1:1).

### Preparation of IBA Solution

For 150ppm IBA solution, 150mg of IBA powder was mixed in 1 liter distilled water and uniformly dissolved on magnetic stirrer. The desired amount was taken and put the stevia cuttings in IBA solution for 10 minutes. The cuttings were then shifted to

polythene bags filled with field soil and irrigated every day for 3-4 weeks. One year old stevia plants were used for propagation through shoot tip cuttings. The cuttings of selected plants were fresh, healthy, and disease free. Half shaded area, water source, sprinkler, garden tools, scissor/cutting tool, ruler/meter stick, polyethylene bags were used in materials etc. Whereas, garden soil, silt, FYM, leaf mold and IBA were used as media.

### Growth parameters studied

Different parameters studied during this research study were: Survival percentage, number of branches plant<sup>-1</sup> and number of leaves plant<sup>-1</sup> were calculated. Plant height (cm) was calculated through measuring tapes from ground level to the top of the plant, stem diameter (mm) was measured through Vernier caliper and root length (cm) was measured through measuring tapes (Gilani *et al.*, 2018). Fresh root weight (gm.) was measured by using digital balance (Ohaus) and placed in oven at 70 °C for 12 hours and the dry root weight (mg) was then measured with the same scale.

### Data analysis

Data analysis was performed using Statistix 8.1 software package. Where comparisons were made using one-way ANOVA (Analysis of Variance) and the means difference were compared at 5% level of significance (Basit *et al.*, 2018).

## Results

### Survival percentage

Fig 1 revealed that the media amendments significantly affected survival percentage of stevia. Research findings showed that the stevia cuttings treated with IBA (T<sub>1</sub>) had highest survival percentage (91.75%) followed by T<sub>2</sub> (FYM) and T<sub>3</sub> (leaf mold), which are 63.50% and 54.25% respectively. Whereas lowest survival percentage (15.25%) was observed in T<sub>0</sub> (control).

### Plant height (cm)

The data was statistically analyzed for the effect of IBA on plant height of stevia, which showed that the

effect of media amendments had a significant influence on plant height (Fig 2). The results showed highly significant difference of the treatments where IBA was applied compared to the treatments where

IBA was not applied. Maximum plant height was observed in treatment T<sub>1</sub> (36.18cm) followed by treatment T<sub>2</sub> (23.18cm) and T<sub>3</sub> (18.90). While minimum was noted in T<sub>0</sub>; Control (12.95cm).

**Table 1.** Soil characteristics of analysed samples.

Soil variables	pH	% O.M	% N	P (mg kg <sup>-1</sup> )	K <sup>+</sup> (mg kg <sup>-1</sup> )
Values	6.6	0.81	14	6.1	191

#### Number of branches plant<sup>-1</sup>

It was obvious from Fig 2 that highest number of branches were recorded in treatment T<sub>1</sub> (3.00) followed by T<sub>2</sub> (1.25) and T<sub>3</sub> (1.00). Whereas minimum (0.75) were observed in treatment T<sub>0</sub>; Control.

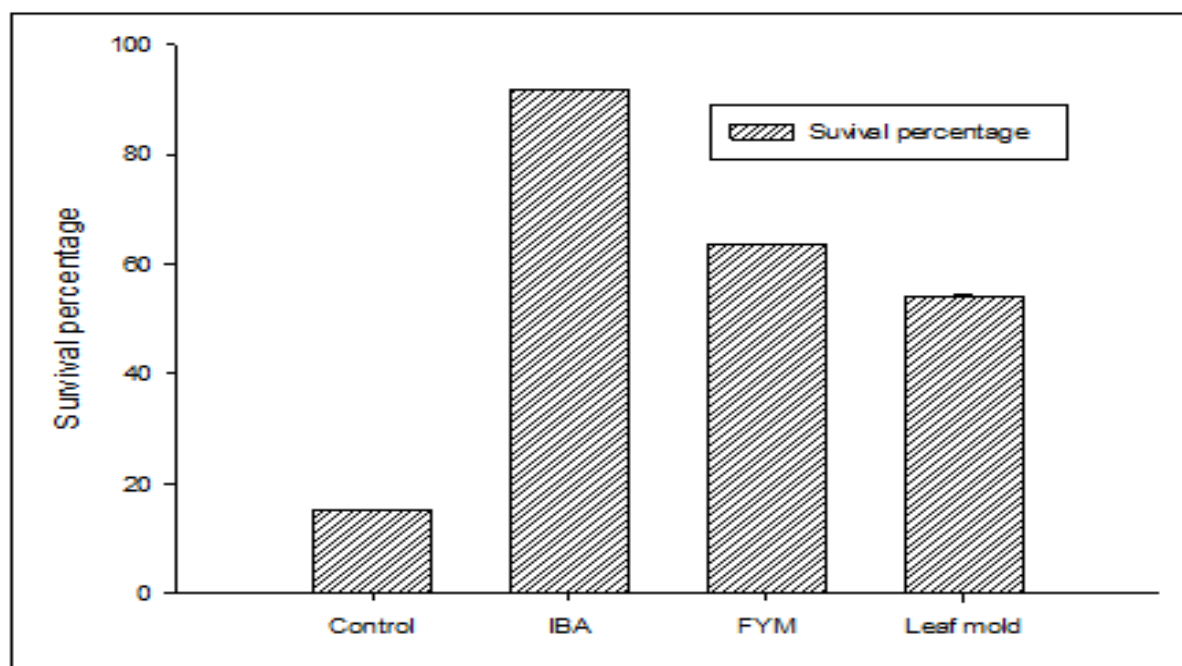
#### Number of leaves plant<sup>-1</sup>

The mean data regarding number of leaves plant<sup>-1</sup> are presented in Fig 2. The mean data indicated that highest number of leaves (42.5) were recorded in

cuttings treated with IBA (T<sub>1</sub>) followed by T<sub>2</sub> (30.75) and T<sub>3</sub> (28.75). While minimum was recorded in treatment T<sub>0</sub> (17.25).

#### Stem diameter

The statistical analysis of data revealed that thicker stem diameter was contributed by treatment T<sub>1</sub> (5.38mm), followed by T<sub>2</sub> (3.25mm) and T<sub>3</sub> (2.55mm). While thinner stem diameter was recorded in treatment T<sub>0</sub> (2.00mm) (Fig 2).



**Fig. 1.** Survival percentage of stevia as affected by different media amendments.

#### Days to Spike emergence

The statistical analysis of data revealed that highly significant result were contributed by all treatments approximately (Fig 3). Minimum days to spike emergence was taken by the treatment T<sub>1</sub> (35.25) days, treated with IBA followed by T<sub>3</sub> (39) days and T<sub>2</sub>

(42.25) days. While the higher number of days to spike emergence were taken by T<sub>0</sub> (47) days.

#### Number of inflorescence plant<sup>-1</sup>

The statistical analysis of Fig 3 revealed that highly significant result of number of inflorescence plant<sup>-1</sup>

were contributed by all treatments approximately. Maximum number of inflorescence (9.50) plant<sup>-1</sup> were recorded in T<sub>1</sub> which was statistically higher than the other treatments (T<sub>2</sub>:6.25, T<sub>3</sub>:4 and T<sub>0</sub>: 2.25).

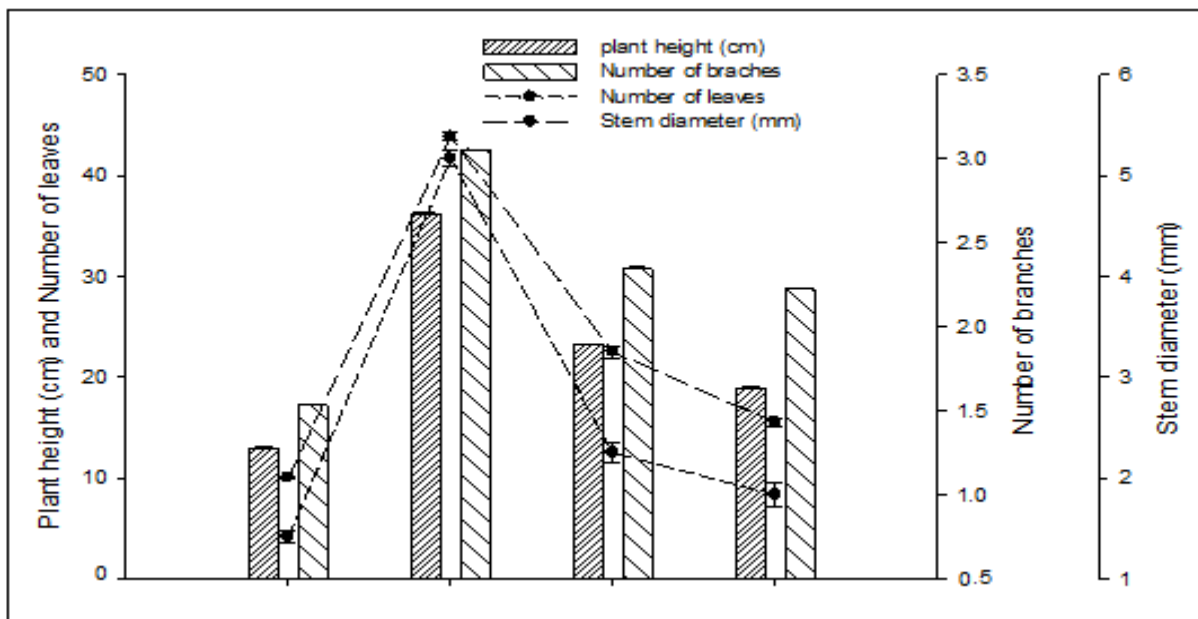
#### Root length (cm)

The statistical analysis of Fig 4 showed that media amendments had significantly influenced root length of stevia plant. Maximum root length was recorded in

T<sub>1</sub> (10cm), followed by T<sub>2</sub> (7.63cm) and T<sub>3</sub> (7.10cm), while minimum was recorded in T<sub>0</sub> (0.7cm).

#### Fresh weight of root (cm)

The mean data presented in Fig 4 revealed that maximum value fresh weight was recorded in treatment T<sub>1</sub> (5.23g) followed by T<sub>2</sub> (3.60g) and T<sub>3</sub> (3.20g) while minimum value of fresh weight was observed in treatment T<sub>0</sub> (0.02g).



**Fig. 2.** Plant height, Number of leaves plant<sup>-1</sup>, Number of branches plant<sup>-1</sup> and stem diameter (cm) of stevia as affected by different media amendments.

#### Dry weight of root (cm)

The mean data pertaining in Fig 4 showed that higher value of dry root weight was recorded in treatment T<sub>1</sub> (0.96 g) followed by T<sub>2</sub> (0.35 g) and T<sub>3</sub> (0.28 g), whereas minimum was noted in treatment T<sub>0</sub> (0.03g).

#### Discussion

Highest survival percentage in T<sub>1</sub> (IBA) might be due to better intake and storage of carbohydrates and other factors. These results are in agreement with Prizhmontas (1991) stated that *Prunus* cuttings treated with IBA had better survival rate that was associated with better rooting. Ahmad *et al.* (2002) also recorded similar results in *Bougainvillea* cuttings treated with IBA. Similarly, Alam *et al.* (2007) reported that application of IBA enhanced the survival percentage of Kiwi cuttings. Chandramouli

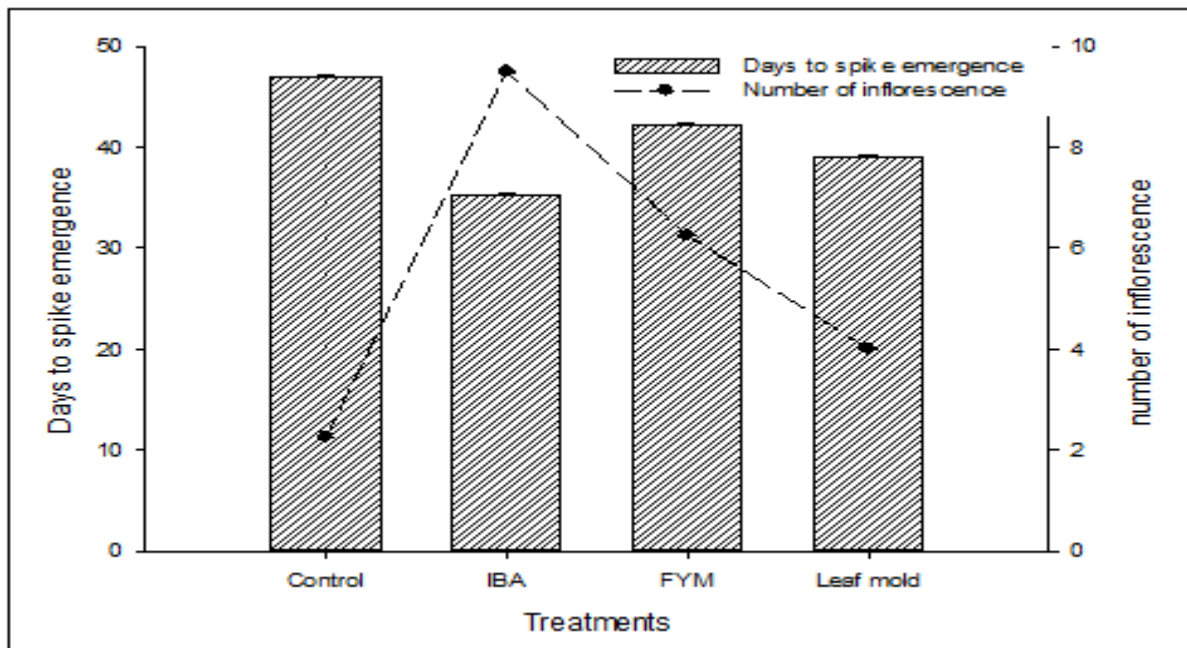
(2001) reported that the increased shoot length may be due to the proper utilization of carbohydrates, nitrogen and other nutrients that has been provided by growth regulators Shivanna *et al.* (2006) also found similar results for the effect of IBA concentration on shoot length in Jeevanthi (*Leptadenia reticulata*). Although Pathak *et al.* (2002) found that chrysanthemum cuttings treated with IBA showed an increase in number of branches.

Leaves quantity per plant always play a vital role in photosynthesis which also shows an effect in gaining and increase yield. Research analysis for effect of IBA on number of leaves per plant showed highly significant results. The highest number of leaves might be due to availability of more minerals and nutrients like water and nitrogen, which encourages vegetative growth (Gilani *et al.*, 2018). These results

are confirmed with findings of Mehraj *et al.* (2013) found that IBA treatment enhance number of sprout buds, days to first sprout bud initiation, number of leaves, number of branches, and survival in Bougainvillea hardwood cuttings. Maximum value of diameter of stem, may be the result of proper nutrients level provided by IBA. Shahab *et al.* (2013) also stated that IBA applied to hardwood cuttings of

Alstonia promotes stem diameter, number of roots, root diameter, sprout length. Thind *et al.* (2005) also found that IBA as a most appropriate plant growth regulator has proved to be best for successful survival of peach variety Shan-i-Punjab.

It also played a key role in better rooting and enhancing its vegetative characters.



**Fig. 3.** Days to spike emergence and number of branches as affected by different media amendments.

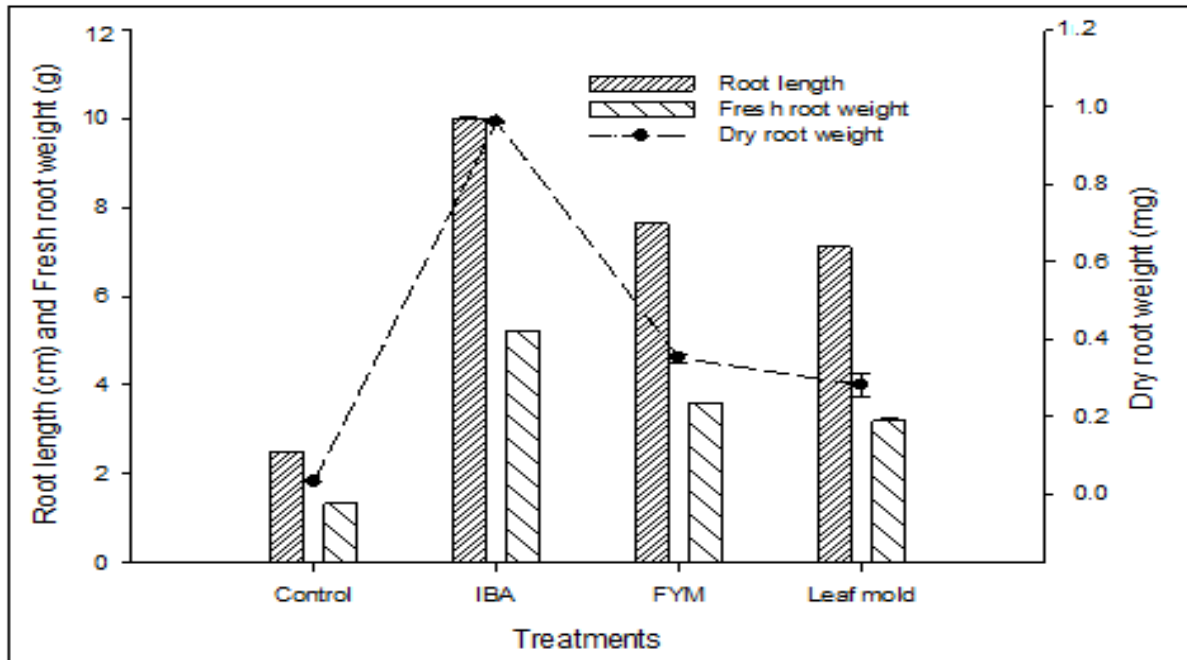
Similarly IBA application has positive role in early flowering production in stevia plant. Similarly, Pathak *et al.* (2002) found that chrysanthemum cuttings when treated with IBA enhance flowering and produce more number of leaves. The relative number of inflorescence per plant It is renowned fact that auxin plays a significant role in initiation of roots in cuttings. Cell elongation in root was promoted by IBA which caused an increase in root length. Higher concentration of IBA and more consumption of the food materials may have caused an increase in roots length, which might be due to early development of the roots. Similar results have been described by Chalapathi *et al.* (2001); Debnath (2008) in stevia plant. Action of auxin activity is attributed that may have triggered hydrolysis and translocation of carbohydrates and nitrogenous ingredients at the base of cuttings. Which might have helped

accelerating cell elongation and cell division in proper environment (Singh *et al.*, 2003).

Increase in root weight may be caused due to higher root length, more number of roots and root diameter. Where root length and diameter may be due to better intake and accumulation of carbohydrates, and other nutrients drawn from IBA. Results described by Ingle (2008) for rooting of *Stevia* showed that with increasing the concentration of IBA caused an increase in fresh weight of root, rooting percentage and root length. Ingle and Venugopal, 2009 reported that stevia cuttings treated with IBA has given more dry weight (0.290 g) of the roots per cutting. Higher dry root weight may be accredited to increase in length of root and in number of roots. Similarly, Farooqi *et al.* (1994) observed the similar effects in *Rosa damascena*. Instantaneously, encouragement of

rooting process with auxin, carbohydrate carriage from leaf to root increases, hence, it causes increase in dry root weight (Hartmann *et al.*, 2002). The increase in the number and length of roots of stevia stem cuttings submitted to auxin treatment may be

related to a increase in the sensitivity of the basal tissue of the cutting, as well as to an improvement in the capacity for hydrolysis of reserves, necessary for root development (Osman *et al.*, 2013).



**Fig. 4.** Root length (cm), fresh root weight (g) and dry weight (cm) of stevia as affected by different media amendments.

#### Conclusions and recommendation

It also plays a key role in rooting, shooting and growth of stevia plant. On the basis of above results proper amount (150ppm) of IBA is recommended for the maximum growth and rooting of stevia cuttings under the agro-climatic conditions of Islamabad region.

#### References

**Ahmad N, Ishtiaq M, Nabi G.** 2002. Influence of various concentrations of IBA on different types of Bougainvillea glabera var. Variegata cuttings. Sarhad Journal of Agriculture **18(3)**, 263-270.

**Alam R, Rahman KU, Ilyas M, Ibrahim M, Rauf MA.** 2007. Effect of Indole-butyric acid concentrations on the rooting of kiwi cuttings. Sarhad Journal of Agriculture **23(2)**, 293-295.

**Basit A, Shah K, Rahman MU, Xing L, Zuo X,**

**Han M, Alam N, Khan F, Ahmed I Khalid MA.** Salicylic acid an emerging growth and flower inducing hormone in marigold (*Tagetes sp. L.*). Pure and Applied Biology **7(4)**, 1301-1308.

**Brandle JE, Starratt AN, Gijzen M.** 1998. Stevia rebaudiana: its agricultural, biological, and chemical properties. Canadian Journal of Plant Science **78**, 527-536.

**Carakostas MC, Curry LL, Boileau AC, Brusick DJ.** 2008. Overview: the history, technical function and safety of rebaudioside A, a naturally occurring steviol glycoside, for use in food and beverages. Food Chemistry and Toxicology **46**, 1-10.

**Carneiro JWP, Muniz AS, Guedes TA.** 1997. Greenhouse bedding plant production of Stevia rebaudiana (Bert) bertonii. Can. Journal of Plant Science **77**, 473-474.

- Chalapathi MV, Thimmengowda S, Kumar ND, Gangadhar G, Rao E, Mallikarjun K.** 2001. Influence of length of cutting and growth regulators on vegetative propagation of *Stevia* (*Stevia rebaudiana* B.). *Crop Research* **21**, 53-56.
- Chandramouli H.** 2001. Influence of growth regulators on the rooting of different types of cuttings in *Bursera penicillata* (DC) Engl. M.Sc. (Agri.) Thesis, University of Agricultural Science Bangalore (India).
- Duke J.** 1993. *Stevia rebaudiana*. In: J. Duke, CRC handbook of alternative cash crops. CRC Press, Boca Raton, FL., p 422-424.
- Debnath M.** 2008. Clonal propagation and antimicrobial activity of an endemic medical plant *Stevia rebaudiana*. *Journal of Medicinal Plants Research* 45-51.
- Farooqi AA, Shenoy R, Ramu BS.** 1994. Influence of planting material and growth regulators on the rooting of cutting of *Rosa damascena* Mill. *Indian Perfumer* **38**, 133-143.
- Gilani SAQ, Shah K, Ahmed I, Basit A, Sajid M, Bano AS, Ara G, Shahid U.** Influence of indole butyric acid (IBA) concentrations on air layerage in guava (*Psidium guajava* L.) cv. Sufeda. PAB. <http://dx.doi.org/10.19045/bspab.2018.700194>
- Goettemoeller J, Ching A.** 1999. Seed germination in *Stevia rebaudiana*. Perspectives on new crops and new users. J Janick (Ed.), ASHS Press. Alexandria, VA.
- Hartmann HT, Kester DE, Davies FT, Geneve RL.** 2002. *Plant Propagation: Principles and Practices*, Prentice Hall, New Delhi, India.
- Hofferman GJ.** 1979. Humidity in controlled environment. Guide Lines for plant research. [Online] Available: [www.idosi.org/abr/2\(5-6\)/6.pdf](http://www.idosi.org/abr/2(5-6)/6.pdf).
- Huxley A.** 1992. *The New RHS Dict of Gardening*. MacMillan Press. ISBN 0-333-47494-5.
- Ingle MR.** 2008. Effect of growth regulators and environments on rooting of *Stevia* cuttings (*Stevia rebaudiana* Bertoni). Univ Agri Sci Dharwad, MSc Thesis.
- Kumar P, Dwivedi P, Singh P.** 2012. Role of polyamine in combating heavy metal stress in *Stevia rebaudiana* Bertoni under in vitro conditions. *International Journal of Agriculture and Environmental Biotechnology* **5(3)**, 193-198.
- Ingle MR, Venugopal CK.** 2009. Effect of different growth regulators on rooting of *Stevia rebaudiana* Bertoni cuttings. *Karnataka Journal of Agricultural Science* **22(2)**, 460-461.
- Megeji NW, Kumar JK, Singh V, Kaul VK, Ahuja PS.** 2005. Introducing *Stevia rebaudiana*. A natural Zero-Calorie sweetener, *Current Cell Science* **88(5)**, 801-804.
- Mehraj H, Shiam IH, Taufique T, Shahrin S, Jamal Uddin AFM.** 2013. Influence of Indole-3-Butyric Acid (IBA) on sprouting and rooting potential of *Bougainvillea spectabilis* cuttings. *Bangladesh Research and Publications Journal* **9(1)**, 44-49.
- Osman M, Samsudin NS, Faruq G, Nezhadahmadi A.** 2013. Factors affecting microcuttings of *Stevia* using a mist-chamber propagation box. *Science World Journal* 1-10. <http://dx.doi.org/10.1155/2013/940201>
- Pathak RK, Singh BB, Verma H.** 2002. Chestnut propagation by vegetative techniques. *Horticulture Journal of Punjab* **19**, 76-79.
- Prizhmontas T.** 1991. Action of auxins on rooting of sour cherry soft wood cuttings. *Sadovostavo-I-vinogradarstvo* **4**, 18-20.
- Qui XX, Huang DF, Cai SX, Chen F, Ren ZG,**



- Cai YC.** 2000. Investigations on vegetable pollution and pollution sources and its control in Fuzhou, Fujian Province. *Fujian Journal of Agricultural Sciences* **15**, 16-21.
- Sakaguchi M, Kan T.** 1992. Japanese researches on *Stevia rebaudiana* (Bertoni and stevioside. Ci, Culture **34**, 235-248.
- Shahab M, Ayub G, Rahman A, Rashid A, Jamal A, Ali J.** 2013. Assessment of IBA (Indole Butyric Acid) levels and planting time for rooting and growth of *Alstonia* Cuttings. *Journal of Natural Science and Research* **14(3)**, 59-67.
- Shivanna J, Manivannan K, Sreeramu BS, Lakshmipathaiiah OR.** 2006. Effect of growth regulators on rooting and field establishment of rooted cuttings of jeevanthi (*Leptadenia reticulata* Wight and Arn.) *Biomedica* **1**, 216-222.
- Singh SD, Rao GP.** 2005. *Stevia*: the herbal sugar of 21<sup>st</sup> century. *Journal of Sugar Technology* 717-24.
- Singh AK, Rajesh S, Mittal AK, Singh YP, Shiva J.** 2003. Effect of plant growth regulators on survival rooting and growth characters in long pepper (*Piper longum* L.) *Progress. Horticultural* **35**, 208-211.
- Sivaram L, Mukundan U.** 2003. In vitro culture studies on *Stevia rebaudiana*. *In Vitro Cell. Development and Biology* **39(5)**, 520-523.
- Strauss S.** 1995. The perfect sweetener. *Technology Review* **98**, 18-20.
- Shock CC.** 1982. Experimental cultivation of Rebaudi's *stevia* in California. *Univ. California, Davis Agronomy and Progress. Report* 122.
- Tamura Y, Nakamura S, Fukui H, Tabata M.** 1984. Clonal propagation of *Stevia rebaudiana* Bertoni by stem tip culture. *Plant Cell Reports* **3**, 183-185.
- Thind SS, Singh HP, Singh S.** 2005. The effect of plant growth regulators and time of plantings on stem cuttings of Peach cv. Shan-i-Punjab. *Horticultural Science* **40(4)**, 1038.